




# Shubham Infotech

**Regd. Office :** Shubham Infotech Hubtown Solaris Office No:-1212 12th Floor, Opposite Teli Gali, Andheri East, Mumbai  
**Support : | W :**  
**E :** info@shubhaminfo.com

<b>Service Status Details : SI408</b>																									
<b>Priority :</b>	Low																								
<b>Created By :</b>	Admin - Shubham Infotech																								
<b>Complaint Mob. No. :</b>																									
<b>Technician Name :</b>	Harshal Gujar		<b>Technician Mobile :</b>	7710866227																					
<b>Ticket Type :</b>	Complain	<b>Date &amp; Time :</b>	13-07-2020 02:55:31																						
<b>Vendor Details :</b>																									
Company Name/Client Name :	Directorate Of Printing & Stationery	Customer's Mobile :		Name :	Sudhakar More																				
<b>Address :</b>																									
Mumbai , Near Charni Road Railway Station, , , 400004 , Maharashtra																									
<b>AMC Details :</b>																									
Expiry Date :	06-08-2020 12:00:00		Type :	Comprehensive																					
<b>Product Name :</b>	Annual Maintenance Contract																								
<b>Complain :</b>	daily visit																								
<b>Technician Comment :</b>	1) to machine no display problem machine Ram clean machine working ok 2) no display problem Ram change problem solved 3) motherboard problem collect to the office																								
<b>Complain Operator :</b>	Desktop - Shubham Infotech																								
<b>Remark :</b>	1) to machine no display problem machine Ram clean machine working ok 2) no display problem Ram change problem solved 3) motherboard problem collect to the office																								
<b>Status History :</b>	<table><thead><tr><th>Date Time</th><th>Technician Name</th><th>Status</th><th>Remark</th><th>Sign</th></tr></thead><tbody><tr><td>15-07-2020 09:45:59</td><td>Harshal Gujar</td><td>Completed</td><td>1) to machine no display problem machine Ram clean machine working ok 2) no display problem Ram change problem solved 3) motherboard problem collect to the office</td><td></td></tr><tr><td>13-07-2020 03:01:22</td><td>Harshal Gujar</td><td>New</td><td></td><td>-</td></tr><tr><td>13-07-2020 02:55:32</td><td>Harshal Gujar</td><td>New</td><td></td><td>-</td></tr></tbody></table>					Date Time	Technician Name	Status	Remark	Sign	15-07-2020 09:45:59	Harshal Gujar	Completed	1) to machine no display problem machine Ram clean machine working ok 2) no display problem Ram change problem solved 3) motherboard problem collect to the office		13-07-2020 03:01:22	Harshal Gujar	New		-	13-07-2020 02:55:32	Harshal Gujar	New		-
Date Time	Technician Name	Status	Remark	Sign																					
15-07-2020 09:45:59	Harshal Gujar	Completed	1) to machine no display problem machine Ram clean machine working ok 2) no display problem Ram change problem solved 3) motherboard problem collect to the office																						
13-07-2020 03:01:22	Harshal Gujar	New		-																					
13-07-2020 02:55:32	Harshal Gujar	New		-																					
<b>Previous Complain History :</b>	<table><thead><tr><th>Date Time</th><th>Technician Name</th><th>Remark</th></tr></thead><tbody><tr><td>16-07-2020 12:20:44</td><td>Harshal Gujar</td><td></td></tr><tr><td>15-07-2020 05:25:48</td><td>Harshal Gujar</td><td>1) windows problem new Windows 10 install all basic software install. 2) machine no display problem motherboard connect in office 3) repair motherboard installation and start with safe mode machine working OK</td></tr></tbody></table>					Date Time	Technician Name	Remark	16-07-2020 12:20:44	Harshal Gujar		15-07-2020 05:25:48	Harshal Gujar	1) windows problem new Windows 10 install all basic software install. 2) machine no display problem motherboard connect in office 3) repair motherboard installation and start with safe mode machine working OK											
Date Time	Technician Name	Remark																							
16-07-2020 12:20:44	Harshal Gujar																								
15-07-2020 05:25:48	Harshal Gujar	1) windows problem new Windows 10 install all basic software install. 2) machine no display problem motherboard connect in office 3) repair motherboard installation and start with safe mode machine working OK																							